


CONFIDENCE IN HYPOFRACTIONATION

CyberKnife® S7™

**ENABLING THE FUTURE
OF RADIATION ONCOLOGY**



The unrivaled robotic precision of the CyberKnife® S7™ Treatment Delivery System gives radiation oncology practices the critical capabilities needed to deliver hypofractionated treatments with complete confidence. The CyberKnife System empowers clinicians to create treatment plans with steep dose gradients. It also provides the essential certainty that the radiation treatment dose is delivered with sub-millimeter precision and accuracy.



The CyberKnife® S7™ Treatment Delivery System: **UNIQUELY DESIGNED TO ENABLE HYPOFRACTIONATION**

The global move toward value-based care increasingly aligns patient, provider and payer interests on a guiding maxim: **treat with fewer fractions**, whenever possible. This firmly establishes hypofractionation as essential for every radiation oncology practice.

At Accuray, we've been on this path for decades. Our legacy of innovation has always centered on a fundamental truth of value-based radiation oncology: **Greater precision empowers more personalized treatments for more patients.**



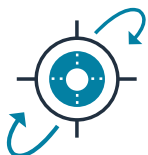
CONFIDENCE IN SPEED

Achieving the precision required to deliver hypofractionated treatments has traditionally required significant sacrifices in speed. The CyberKnife® S7™ Series features purpose-built innovations that directly address these speed bumps. The revolutionary VOLO™ Optimizer speeds treatment planning and delivery while the unique InCise™ MLC further accelerates treatment delivery, enabling practices to deliver hypofractionated treatments while constantly adapting in real-time for patient and target movement. This personalized real-time adapted delivery is accomplished in as little as fifteen minutes.



CONFIDENCE IN PRECISION

The CyberKnife S7 Series uses real-time image guidance and a stereotactic robot offering six degrees of freedom (X, Y, Z, roll, pitch, yaw) to deliver dose from thousands of beam angles, setting the standard for sub-millimeter precision delivery of SRS and SBRT treatments throughout the body while minimizing margins and dose to healthy tissue for the full range of clinical indications.



CONFIDENCE IN MOTION SYNCHRONIZATION

Accuray pioneered Synchrony®, the industry's first and only true real-time adaptive radiotherapy technology. Synchrony is not an add-on; it is built into the CyberKnife System — always on and constantly synchronizing dose delivery with target movement.



CONFIDENCE IN DOSE SCULPTING

The CyberKnife S7 Series features multiple collimation options including a multi-leaf collimator for expanded versatility and enhanced beam-shaping. Together with a true 3-dimensional delivery workspace, these capabilities enable clinicians to confidently create plans with sharp dose gradients — a requirement of successful hypofractionated treatment.



CONFIDENCE IN ACCURACY

The unparalleled combination of precise dose-sculpting and real-time motion synchronization offered by the CyberKnife S7 Series give clinicians confidence in precise plan agreement. The CyberKnife System consistently delivers small-margin, sharp-gradient treatment plans with superior accuracy to protect patient safety.



CONFIDENCE IN SYSTEM AVAILABILITY

In hypofractionated treatment schemes, because there are fewer days of treatment, clinicians and patients cannot afford treatment delays due to an un-operational delivery machine. The CyberKnife S7 Series provides a reliable platform, setting the industry standard for uptime guarantee by leveraging new diagnostics and state-of-the-art workflow efficiency monitoring.

MAKING HYPOFRACTIONATION PRACTICAL, RELIABLE AND EFFICIENT

The CyberKnife® S7™ eliminates traditional barriers to hypofractionated radiotherapy.

Accuray designed the CyberKnife® System from the ground up to give clinicians industry-leading precision and accuracy without slowing clinical workflows — and without burdening clinical efficiency.^{1,2}

Unlike gating or patient repositioning, Accuray motion synchronization technologies — including Synchrony® — enable radiation oncologists to continuously adapt and synchronize treatment delivery in real-time to dynamically moving targets without interrupting delivery.

NATURAL PATIENT BEHAVIOR

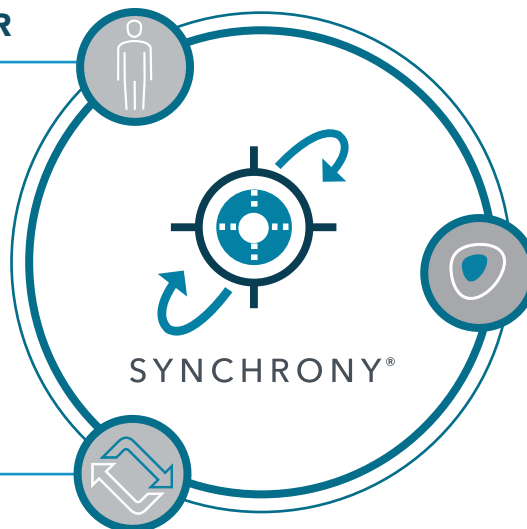
Greater Patient Comfort

Improving the Patient Experience

EFFICIENT CONTINUOUS DELIVERY

More Efficient Treatments to More Patients at a Lower Cost³

Potential for Increased Profitability



MINIMAL MARGINS

Potential for Better Clinical Outcomes with Fewer Side Effects^{1,2}

Freedom to Hypofractionate Treatment Delivery

INTUITIVE INTERFACE — EASY ADOPTION

The Accuray Precision® Treatment Planning System, universal to all Accuray treatment delivery systems, is purpose-built to maximize ease of use, accelerating workflows for all clinicians — even those with no previous experience using Accuray systems and technologies. Unique features like Synchrony real-time delivery adaptation are fully integrated, making it easy and practical for any practice to deliver highly hypofractionated treatments.

HIGHLY AUTOMATED WORKFLOWS

Other systems that enable hypofractionated treatments place a heavy burden on staff. Clinicians must make numerous independent decisions and take action such as adjusting couch positioning, patient breath-holding, and 3rd-party motion-detection systems. The CyberKnife S7 System automates these corrections, streamlines clinical decision-making and dramatically reduces the clinical resources required to deliver hypofractionated treatments.

ROBUST TRAINING SUPPORT

The CyberKnife S7 System is built to be easy to use and easy to adopt — and backed by a world-class training and support program, making comprehensive training and support rapidly available to every clinic. The Accuray training program consistently ranks as the highest-rated of any technology provider in the radiation oncology industry.⁴



SIMPLIFIES HYPOFRACTIONATION

Streamlined Workflows, Lower Costs

No clinician wants to spend time thinking about whether the radiation therapy system they are using can deliver optimal clinical and financial outcomes.

Confidently delivering hypofractionated radiotherapy requires some of the most complex technologies that exist today. Accuray's legacy of innovation simplifies this complexity with specific features and functionalities that streamline clinical workflows, reduce required resources and make the entire process more intuitive for clinical staff.



Learn how you can leverage the 25 years of clinically proven CyberKnife® System experience to offer versatile, worry-free, and future-proof radiation therapy treatments: Visit [ACCURAY.COM](https://www.accuray.com)



Important Safety Information

Most side effects of radiotherapy, including radiotherapy delivered with Accuray systems, are mild and temporary, often involving fatigue, nausea, and skin irritation. Side effects can be severe, however, leading to pain, alterations in normal body functions (for example, urinary or salivary function), deterioration of quality of life, permanent injury, and even death. Side effects can occur during or shortly after radiation treatment or in the months and years following radiation. The nature and severity of side effects depend on many factors, including the size and location of the treated tumor, the treatment technique (for example, the radiation dose), and the patient's general medical condition, to name a few. For more details about the side effects of your radiation therapy, and to see if treatment with an Accuray product is right for you, ask your doctor.

© 2020 Accuray Incorporated. All Rights Reserved. Accuray, the stylized logo, CyberKnife and CyberKnife S7 are among the trademarks and/or registered trademarks of Accuray Incorporated in Canada and other countries. To learn more about CyberKnife treatment delivery systems, visit [Accuray.com](https://www.accuray.com). MKT001212

¹ Tomas Kron, Reduction of margins in external beam radiotherapy, Journal of Medical Physics (Vol. 33, Issue 2.)

² Brandner ED, Chetty IJ, Giaddui TG, Xiao Y, Huq MS. Motion management strategies and technical issues associated with stereotactic body radiotherapy of thoracic and upper abdominal tumors: A review from NRG oncology. Med Phys. 2017 Jun;44(6):2595-2612. doi: 10.1002/mp.12227. Epub 2017 Apr 20.

³ Laviana A, et al. Utilizing time-driven activity-based costing to understand the short-and long-term costs of treating localized, low-risk prostate cancer. Cancer. 2016 Feb 1;122(3):447-55.

⁴ IMV ServiceTrak™ Radiation Oncology in Classroom Training, Clinical Applications and Problem Resolution, MD Buyline quarterly data